

Students' retention on online learning: Establishing a predictive model at a private university in Vietnam


Tran, Quang Hai ^{1*}, Nguyen, Thanh Minh ²

¹ Hoa Sen University, Vietnam

² Faculty of Foreign Languages, Van Lang University, Vietnam

*Corresponding author's email: hai.tranquang@hoasen.edu.vn

*  <https://orcid.org/0000-0002-4134-020X>

 <https://doi.org/10.54855/ijte.22249>

Received: 23/06/2022

Revision: 19/08/2022

Accepted: 22/08/2022

Online: 24/08/2022

ABSTRACT

Keywords:

students' retention;
online learning;
predictive model;
PLS-SEM; private
university

Low levels of student retention have become one of the most significant issues that online learning has brought about. Through the literature review, most studies have pointed out some factors contributing to student retention in online learning environments; however, few have focused on establishing a model that minimizes student dropout rates. Hence, this paper aims to formulate a predictive model to tackle this issue. Through the quantitative survey design and the PLS-SEM approach in data analysis, the research involved 100 students. After analyzing the data, it is suggested that some factors and their relationship with student retention. These were Academic locus of control, Flow experience, Satisfaction, and Learning strategies. Also, this study indicated that to improve the students' retention in online learning, Student satisfaction should be paid more attention rather than the others.

Introduction

Online learning, without a doubt, has been considered a global phenomenon since a long time ago. With the support of rapid technological advances, online learning has overcome its obstacles and has been accepted worldwide (Sorensen & Donovan, 2017). Many articles have recently praised online learning as the key to the new era due to its benefits. Notably, online learning could bridge the gap among areas within a country and beyond, provide a flexible learning environment (J. Watson & Johnson, 2011); develop critical and technological skills (Ngo, 2021; Wardani, Martono, Pratomo, Rusydi, & Kusuma, 2018); enhance the traditional classroom (Fadde & Vu, 2014; Tran & Nguyen, 2022). In the case of the institution employing online learning, Tareen and Haand (2020) list online learning as a new educational market with high profits and stable growth in the 21st century. However, some requirements and features of online learning, such as suitable infrastructure, different patterns of interactions, and learner autonomy, could lead to severe problems for educational organizations, including school dropouts (Hamid, SENTRYO, & Hasan, 2020). Therefore, it is suggested that student retention

needs to be considered.

Student retention has been a focus of higher educational institutions these days. Miller (2017) and Burke (2019) assert that college student dropouts could bring a significant financial loss for the stakeholders, including the schools, students themselves, their families, and society. Crosling (2017) indicates that many studies emphasize students' persistence in college education instead of focusing on the dropout rates. With the expansion of online learning in the current COVID-19 situation, the situation seems to be more critical. Research shows that the proportion of student dropouts in online learning is much higher than in the traditional learning environment (Friðriksdóttir, 2018; T. T. H. Nguyen, 2021; Patterson & McFadden, 2009; Xu & Jaggars, 2011). Therefore, this issue must be tackled by analyzing the factors impacting students' retention in online learning.

From the literature, many scholars have investigated the issues related to student retention by proposing the factors affecting student course completion. These factors include student characters and competencies, internal/external issues during college time (Rovai, 2003), school support and difficulty in the academic program (Muljana & Luo, 2019); personal, institutional, and situational factors (Fraser, Fahlman, Arscott, & Guillot, 2018). However, most studies examine these factors separately; in other words, as Mansfield, O'Leary, and Webb (2011) suggest, the causes of student withdrawals should be considered with the combination and multi-effects from various variables. In response to this conclusion, Y. Lee and Choi (2013) and H. Choi (2016) conducted a study that integrates many available factors into a complete model by carefully examining other related works. However, research with similar scopes remains rare in the field, especially in the Vietnamese context. Hence, there is a need to examine the impacts of multiple factors on student retention in the current situation.

Literature review

Online learning

As many scholars have defined, online learning uses the internet and other technology advances to enhance interaction and bridge the physical gap/distance between teachers and students. Also, online learning covers a wide range of activities that usually happen in ordinary classrooms, such as individual work, group work, Q&A, and assessment via the virtual environment (Curtain, 2002; K. Lee, 2017; Moore, Dickson-Deane, & Galyen, 2011). Additionally, these authors propose the essential elements of online learning, including technology, interactivity, time-synchronous and time-asynchronous. In this paper, the operation definition of online learning was identical to the above description.

School dropouts and online learning at the tertiary level

School dropout rates are one of the most significant issues that receive concern from many higher education institutions. According to Hout (2012), despite the advantages of being college graduates in the labor market, many higher education institutions experience plenty of dropout rates. Y. Choi (2018) indicates that a deep investigation of college dropouts becomes essential

for every country to maintain a qualified workforce. Hanson (2021) presents that the college dropout rate is 40%, of which 30% are freshmen before they finish their first year. In some Asian countries, such as Japan, it is reported that from April to December 2020, the number of student dropouts is 1,300 (Kakuchi, 2021). In Vietnam, VNS (2017) proposes that nearly 20 percent of students do not complete their last year in college.

Within the context of online learning and COVID-19, the situation seems to be more critical. Online learning offers more opportunities for students to participate in the learning environment via various tools, especially in the current context. However, many complain that online interactions are incompatible with all students. As a result, college dropouts become a challenge for online learning compared to traditional face-to-face classrooms (Mubarak, Cao, & Zhang, 2020; Pham & Van Nghiem, 2022; Simpson, 2018). Furthermore, with the sudden shift from offline to online mode, many higher education institutions are losing school profits due to this issue (Kakuchi, 2021). If the situation could not be improved, the school investment in online learning would be discouraged. Therefore, it is necessary to investigate students' dropout intentions.

Factors impacting school dropouts in online learning at the tertiary level

Many scholars have indicated the factors that affect the school dropouts in online learning in different higher education contexts. For example, Rovai (2003) proposes that school dropouts in college students are a complicated phenomenon that needs careful attention. The author concludes with a model consisting of four main factors: student styles before school entrance, student competence before school entrance, and external and internal influences after entering school. Additionally, H. Choi (2016) presents some factors in college dropouts, i.e., the learner (age, gender, social status, self-motivation), external factors (social encouragement, family finance, and support, personal problems), internal factors (academic performance, technological and motivational issues), and outcomes (GPA). It is apparent that these factors vary in each study; however, it could be concluded that they are mainly related to the teaching and learning environment, the learners, and the school assistance. In an attempt to give an overall look, Y. Lee and Choi (2013) draw out a five-latten-variable model, including (1) internal academic locus of control (ALOC) (the students' control of their learning), (2) student satisfaction (students' satisfaction towards their learning and related issues), (3) student flow experience (students' deep engagement in their learning activities), (4) use of learning strategies (the students' strategies employed in their learning process), and (5) student retention (the persistent of completing the online course). Additionally, Chongbang N. (2021) explains how parents' socioeconomic condition also affects the affordability, availability, and accessibility of virtual learning.

The locus of control was firstly proposed by Rotter (1954) as the personal control of a particular result. There are two aspects of perception: internal (if that person believes that their action causes the effect) and external (if that person assumes that the result is made by chance or other people's behavior. Concerning the educational context, Findley and Cooper (1983) confirm that students with the internal academic locus of control have better academic performance than

external ones. This is because, with the high internal academic locus of power, the students are more satisfied with their results and try to avoid failure.

Student satisfaction: The focus on student satisfaction arises from bringing the client-customer relationship to education (Mark, 2013). Elliott (2002) and Wu, Tennyson, and Hsia (2010) define student satisfaction as the result of the educational experience a particular institution gives to students.

Student flow experience: Csikszentmihalyi and Csikzentmihaly (1990) conclude that flow is a state of being involving the deep engagement in an activity. In terms of education, student flow experience refers to the intensive focus on a learning process that causes a student to be successful.

Use of learning strategies: Learning strategies refer to perceiving, storing, and using the given information (Alexander, Graham, & Harris, 1998). McKeachie (1987) states that learning strategies could be classified according to student cognition levels, such as cognitive strategies and metacognitive strategies.

Student retention: Villano, Harrison, Lynch, and Chen (2018) propose student retention as the decision of remaining at school. In other words, it indicates the continuity of student education at an educational institution.

These latter variables are concluded by reviewing a variety of studies related to factors impacting student retention as well as their interrelationship (Joo, Joung, & Sim, 2011; Keller & Blomann, 2008; E. Lee, 2001; Levy, 2007; Morris, Wu, & Finnegan, 2005; Ro & Guo, 1988; Zimmerman, 1990). Also, via reviewing these studies, the relationship among these variables was established. Firstly, Rotter (1966) and Gianakos (2002) point out the relationship between internal locus of control and job satisfaction. In terms of educational context, Morris et al. (2005) confirm the influence of internal academic locus of control on student persistence in online learning courses. These authors also indicate that this variable effectively predicts students' course completion.

What is more, Levy (2007) adds the relationship between student retention and student satisfaction. Remarkably, he states in his research that the fewer students are satisfied with their online courses, the more they are likely to quit. Finally, in terms of locus of control, the study of Y. Lee and Choi (2013) presents that student satisfaction has a mediating effect on the relation between the student's internal ALOC and retention.

Additionally, Joo et al. (2011) and Keller and Blomann (2008) identify the relationship between internal ALOC and flow experience. Specifically, providing that a person has more ALOC, they are likely to attain a high level of flow experience. Moreover, Shin (2006) and Joo et al. (2011) propose that flow experience positively affects student satisfaction. Mainly, in Joo et al. (2011), the mediating effect of flow experience in the relationship between ALOC and student retention exists.

E. Lee (2001) finds out that learning strategies positively impact students' flow experience. The

study concluded that learning strategies also affect student satisfaction, which is affected by the mediator "flow experience." In other words, learning strategies enhance student satisfaction via deep involvement in the learning process (flow experience). In addition, the learning strategies mainly deal with internal factors such as learning control (Gall, Gall, Jacobsen, & Bullock, 1990; Pintrich, 1988). As a result, student learning strategies are affected by internal ALOC.

Research Question

By looking closely at the current situation and the literature gap, this study aims to identify the predictive factors affecting students' retention in online learning within the context of a private university in Vietnam. Therefore, the following research question was formulated:

What factors affect students' retention in online learning at a private university in Vietnam?

Hypotheses and conceptual framework of the study

From the above review and the study of Y. Lee and Choi (2013), this study aimed to re-examine the effects of internal academic locus of control (ALOC), student satisfaction, student flow experience, and use of learning strategies on student retention. Moreover, as mentioned in the literature review, the mediating roles of Student satisfaction and Student flow experience were considered. Hence, five hypotheses were established:

H1: Internal ALOC, student flow experience, and student satisfaction have a positive effect on retention.

H2: Internal ALOC and student flow experience positively affect student satisfaction.

H3: Internal ALOC and learning strategies positively affect student flow experience.

H4: Student satisfaction mediates the positive effects of Internal ALOC on student retention.

H5: Student flow experience mediates the positive effects of learning strategies on student satisfaction.

Also, the conceptual framework or the structural model of the study was drawn thank to these hypotheses:

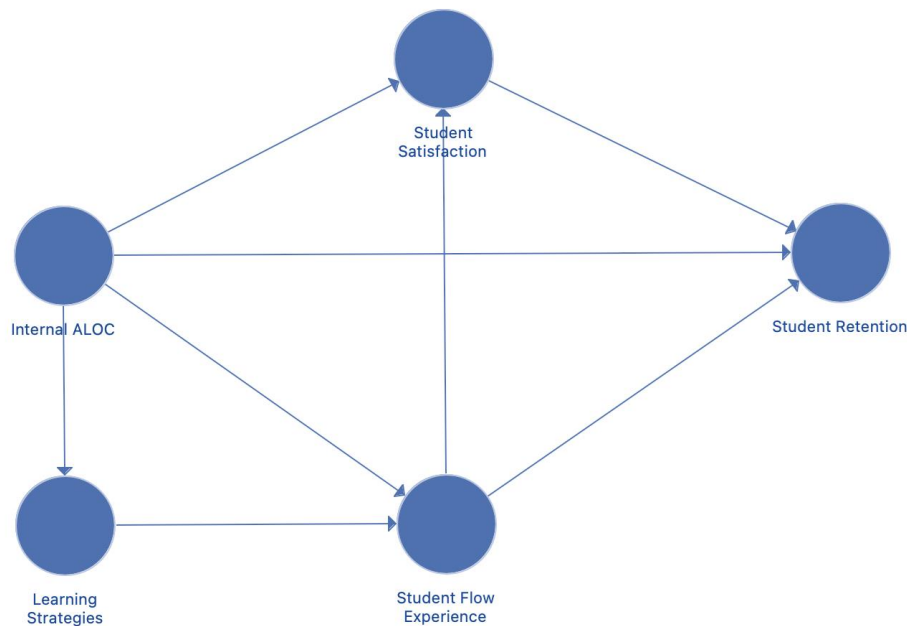


Figure 1. Conceptual framework/Structural model of the study

Methods

Setting and sampling method

The research was conducted at Van Lang University (VLU), particularly in the Faculty of Foreign Languages. The context of VLU and this faculty were familiar with the researcher; therefore, it was easier to reach the participants. In brief, due to COVID-19, all the VLU students had to change the form of learning from offline to online. Also, to recruit the participants, the convenience sampling method was used in the study.

Participants

The participants were mostly students at Van Lang University, especially at the Faculty of Foreign Language, where the researcher was working. After the distribution of the questionnaires via the convenience sampling method, 162 responses from the participants were recorded. A detailed description of the participants was included in the next section.

Research design

The quantitative survey was the design of this research. According to R. Watson (2015), quantitative research aims at exploring the phenomena using statistical approaches. Additionally, Straits (2005) and Creswell (2014) suggest that a survey study investigates human attitudes and opinions of participants through the responses to a set of questions. As a result, this design was suitable for identifying the factors that impact student retention in online learning.

Research Instrument

The main instrument of this study was a close questionnaire. In this research, the questionnaire was adopted from the study of Y. Lee and Choi (2013). Some modifications were made to suit the current context, such as the institution's name and courses. Briefly, the questionnaire consisted of 23 items which covered six constructs as presented in the following table:

Table 1.

Constructs included in the questionnaires

No.	Constructs	Number of items
1	Demographic features	1
2	Academic locus of control	3
3	Flow experience	4
4	Satisfaction	6
5	Retention	5
6	Learning strategies	4

Construct 1 was designed into two multiple-choice questions. For the rest, all the items were responded to through a 5-point Likert scale, from 1 (strongly disagree) to 5 (strongly agree).

Data collection and analysis

Firstly, the questionnaire was distributed to all the participants via M.S. Teams, LMS of the university, and other social networks regarding the data collection process. Then, responses were collected for analysis. Finally, the PLS-SEM approach processed all the data via Smart PLS software. The PLS-SEM approach is a suitable method to identify the relationship among different latent variables and validate measurement and structural models (Hair, Ringle, & Sarstedt, 2013; Sarstedt, Ringle, & Hair, 2017). According to these authors, there are three main stages in the data analysis, including (1) coding the data, (2) assessing the measurement model, and (3) assessing the structural model. In this research, these steps were conducted with the addition of hypotheses testing in the last stage.

Notably, in light of coding data, all the indicators of each latent variable were coded in the following table:

Table 2.

Codes used in the data analysis procedures

No.	Constructs	Code of items/indicators
1	Demographic features	GEN
2	Academic locus of control	ALOC1 and ALOC3
3	Flow experience	FE1 and FE4
4	Satisfaction	SAT1 and SAT6
5	Retention	RE1 and RE5
6	Learning strategies	STRA1 and STRA4

Next, the measurement model was assessed in terms of its reliability and validity. Hair et al. (2013) suggest that in this stage, the following statistical indexes were employed: Outer Factor Loading, Construct Reliability (C.R.), Convergent Validity (AVE), and Discriminant Validity. Finally, in assessing the structural model, the bootstrapping techniques with 5,000 resamplings were used to test all the statistical hypotheses through a t-test value with a significance of 0.05.

Validity and Reliability

The validity and reliability of the study were ensured by employing piloting and statistical techniques. Firstly, the measurement model and the questionnaire were validated from the study by Y. Lee and Choi (2013). Additionally, before distributing to the participant, 50 responses were recorded as part of the piloting process. Then, some minor adjustments were made to create the final version of all items in the questionnaires. The statistical indexes to assess the validity and reliability were also used and will be presented in the following section.

Results/Findings and discussion

Descriptive statistic

Table 3.

Participants' Demographic Feature

	Number	Percent (%)
Male	47	29
Female	115	71

162 participants were involved in the study. Specifically, there were 47 males and 115 males, which indicated that the percentage of females outweighed. However, gender factors were not

the focus of this research. Therefore, this would not have any effect on the result of the research.

Assessing the measurement model

In the stage of assessing the measurement model, firstly, the factor loadings were examined in order to eliminate the unsatisfied indicators. The factor loading of each indicator should be 0.7 and above. Therefore, in the current model, the indicators “SAT6”, “RE1”, “RE4”, and “FE2” were eliminated.

After the removal of unsatisfied indicators, Hair et al. (2013) and Hair, Risher, Sarstedt, and Ringle (2019) suggest that to validate the measurement model, the following statistical indices should be assessed:

- Composite Reliability (C.R.)
- Average Variance Extracted (AVE)
- Discriminant Validity
- Cross loadings of each latent variable
- The HTMT matrix

The results of all these indices were presented in the following sections with all the essential explanations.

Table 4.

The composite reliability (C.R.) and convergent validity (AVE) of the measurement model

	Composite (C.R.)	Reliability	Average Variance Extracted (AVE)
Internal ALOC	0.821		0.605
Learning Strategies	0.904		0.703
Student Flow Experience	0.884		0.717
Student Retention	0.842		0.639
Student Satisfaction	0.931		0.729

According to Hair et al. (2019), in a measurement model, C.R. must be above 0.78, and AVE should be 0.5 and above. In table 4, all the figures of C.R. and AVE of the current model met the requirements.

Table 5.

The cross-loadings of the measurement model

	Internal ALOC	Learning Strategies	Student Experience	Flow	Student Retention	Student Satisfaction
ALOC1	0.764	0.313	0.215		0.27	0.274
ALOC2	0.778	0.35	0.321		0.352	0.326
ALOC3	0.792	0.422	0.377		0.358	0.432
FE1	0.309	0.367	0.817		0.272	0.484
FE3	0.358	0.515	0.883		0.371	0.536
FE4	0.357	0.431	0.84		0.22	0.429
RE2	0.458	0.402	0.378		0.818	0.375
RE3	0.289	0.355	0.22		0.79	0.304
RE5	0.242	0.353	0.202		0.79	0.421
SAT1	0.438	0.522	0.518		0.354	0.876
SAT2	0.411	0.455	0.5		0.353	0.794
SAT3	0.332	0.448	0.445		0.379	0.872
SAT4	0.376	0.428	0.48		0.457	0.858
SAT5	0.377	0.556	0.5		0.419	0.865
STRA1	0.434	0.861	0.477		0.414	0.525
STRA2	0.421	0.845	0.394		0.443	0.469
STRA3	0.4	0.862	0.406		0.445	0.476
STRA4	0.325	0.783	0.47		0.255	0.419

Regarding cross-loadings, it is required that the square root of a construct should be higher than its correlation with any other constructs. According to table 5, all the figures reach the standard.

Table 6.

The HTMT matrix of the measurement model

	Internal ALOC	Learning Strategies	Student Experience	Flow	Student Retention
Learning Strategies	0.605				
Student Flow Experience	0.526	0.621			
Student Retention	0.575	0.585	0.427		
Student Satisfaction	0.56	0.638	0.666		0.563

The HTMT matrix was examined in order to ensure that the set of indicators of one construct was separated from each other. Henseler, Ringle, and Sarstedt (2015) propose that all the figures

of the HTMT matrix should be smaller than 0.78. From table 6, all the figures of the model met the requirement.

Based on the results of statistical indices, it was apparent that the measurement model of the research was valid.

Assessing the structural model

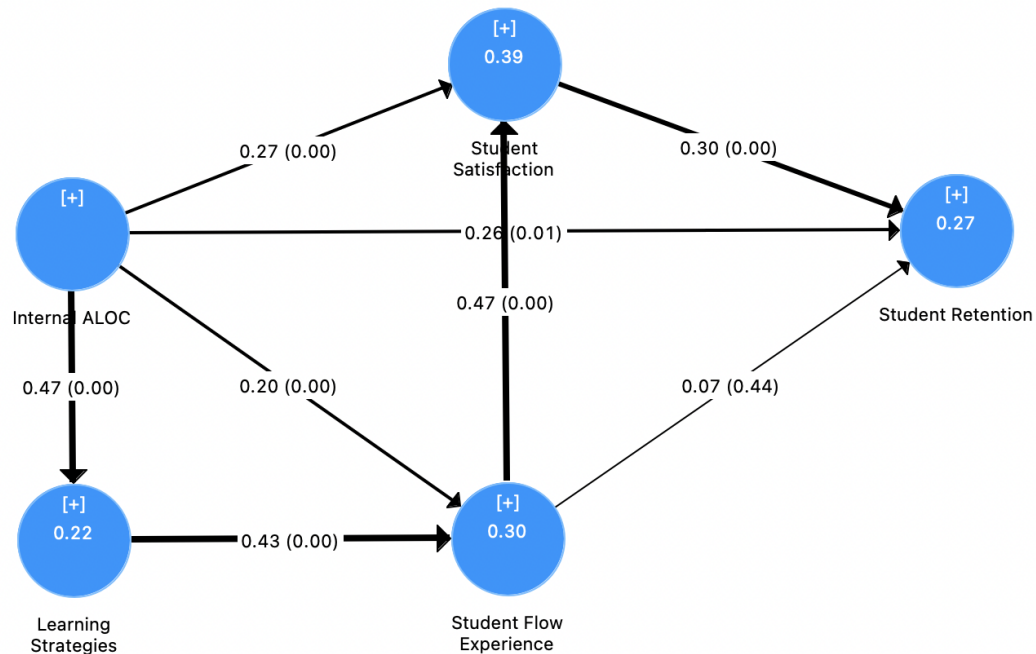


Figure 2. The structural model with path coefficient

Hair et al. (2013) and Sharma and Aggarwal (2019) suggested the procedures for assessing the structural model. Notably, there were four statistical analyses would be done, including:

- Collinearity;
- R² explanation of endogenous latent variables;
- f² effects size of path coefficients;
- and Predictive relevance Q².

Concerning Collinearity, VIF values were examined. In the current model, the maximum VIF value was 2.847, which was smaller than the threshold of 3.3 (Roberts & Thatcher, 2009). As a result, there is no risk of Collinearity. Then, when assessing the coefficient of determination (R² and R² Adjusted), the figure was above 0.25 and smaller than 0.5.

Table 7.

The results of R2 and R2 Adjusted

	R Square	R Square Adjusted	Comment
Learning Strategies	0.224	0.219	Low effect
Student Flow Experience	0.304	0.296	Moderate effect
Student Retention	0.275	0.261	Moderate effect
Student Satisfaction	0.388	0.38	Moderate effect

H. Nguyen and Vu (2020) propose that R2 and R2 Adjusted values play a significant role in identifying to which degree the input variables explain the variation of the output ones. In the current research, four endogenous variables were listed in table 7. Based on the results of R2 and R2 Adjusted and the suggestions of Henseler et al. (2015), the in-sample predictive power of the current model was primarily moderate, except for the variable "Learning Strategies." In terms of f^2 effects size of path coefficients, the results were presented in the following table:

Table 8.

The results of f^2 affect the size of path coefficients.

	Learning Strategies	Student Flow Experience	Student Retention	Student Satisfaction
Student Satisfaction			0.078	
Student Flow Experience			0.004	0.297
Learning Strategies		0.203		
Internal ALOC	0.288	0.045	0.072	0.097

According to Cohen (2013), the size of the f^2 effect should be above 0.02 to indicate the significant impact of an input variable on the output one. Therefore, from table 7, it was concluded that nearly all variables had the power to explain the other variables, such as "Student Flow Experience" – "Student Satisfaction," "Internal ALOC" – "Learning Strategies," etc. However, the variable "Student Flow Experience" was not considered as effectively explain the variable "Student Retention."

To identify the model's predictive power within the samples in the research, Predictive relevance Q2 was examined (Dolce, Vinzi, & Lauro, 2017) via the Blindfolding process.

Table 9.

The Predictive relevance Q2 result

	Q² (=1-SSE/SSO)
Learning Strategies	0.154
Student Flow Experience	0.205
Student Retention	0.15
Student Satisfaction	0.273

Tenenhaus, Vinzi, Chatelin, and Lauro (2005) propose that if the Q2 values of all latent variables are above 0, the structural model reaches the global quality. Also, Hair et al. (2019) recommend that if the Q2 value is from 0 to below 0.25, the predictive power is low, and if this value is from 0.25 to 0.5, the power of prediction is moderate. In the current model, all the Q2 values were above 0, and most of them were smaller than 0.25, except the Q2 value of the variable "Student Satisfaction." Consequently, the structural model has a global quality, and the within-sample predictive power was low.

Hypothesis tests

The hypothesis test result was conducted by running Bootstrapping technique with 5,000 resampling with a significance of 0.05. In brief, there were four hypotheses in the research, including:

H1: Internal ALOC, student flow experience, and student satisfaction positively affect retention.

H2: Internal ALOC and student flow experience positively affect student satisfaction.

H3: Internal ALOC and learning strategies positively affect student flow experience.

H4: Student satisfaction mediates the positive effects of Internal ALOC on student retention.

H5: Student flow experience mediates the positive effects of learning strategies on student satisfaction.

Table 10.

The hypothesis test results

Hypotheses	Relationship between variables	T-Values	P-Values	Result
H1	Internal ALOC -> Student Retention	5.889	0.000	Supported
	Student Flow Experience -> Student Retention	2.639	0.008	
	Student Satisfaction -> Student Retention	3.049	0.002	
H2	Internal ALOC -> Student Satisfaction	6.985	0.000	Supported
	Student Flow Experience -> Student Satisfaction	7.929	0.000	
H3	Internal ALOC -> Student Flow Experience	6.45	0.000	Supported
	Learning Strategies -> Student Flow Experience	5.985	0.000	
H4	Internal ALOC -> Student Satisfaction -> Student Retention	2.279	0.023	Supported
H5	Learning Strategies -> Student Flow Experience -> Student Satisfaction	4.959	0.000	Supported

As (Hair et al., 2019); Kock (2016) suggests, a supported hypothesis must satisfy two conditions: (1) the t-value is higher than 1.96, and (2) the p-value is smaller than 0.05. In table 10, it was apparent that all the hypotheses satisfied the requirements. Hence, all the proposed hypotheses were supported. However, there were some comments on each hypothesis in light of the combination of f^2 effects size.

Table 11.The direct effects between variables in hypotheses H1 to H3 and their f^2 effects size

Hypotheses	Relationship between variables	Path coefficient	f^2
H1	Internal ALOC -> Student Retention	0.261	0.072
	Student Flow Experience -> Student Retention	0.066	0.004
	Student Satisfaction -> Student Retention	0.304	0.078
H2	Internal ALOC -> Student Satisfaction	0.454	0.097
	Student Flow Experience -> Student Satisfaction	0.266	0.297
H3	Internal ALOC -> Student Flow Experience	0.202	0.045
	Learning Strategies -> Student Flow Experience	0.427	0.203

According to Cohen (2013), Hair et al. (2019), and H. Nguyen and Vu (2020) the f^2 should be

above 0.02 for low effects on output variables and above 0.15 for moderate effects. In table 11, in combination with the path coefficients, it was readily that the relationship of "Student Flow Experience -> Student Retention" (in H1) was the least powerful compared to the others.

What is more, regarding hypotheses H4 and H5, the mediation effects were examined. Notably, there were two mediating variables, including the variable "Student Satisfaction" in H4 and "Student Flow Experience" in H5.

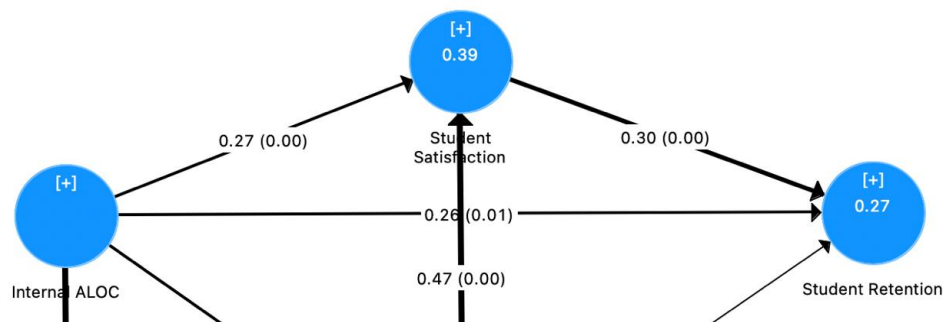


Figure 3. The moderating effect of Student Satisfaction on the relationship between Internal ALOC and Student relations in term of path coefficients

From the figure, the path coefficients of the hypotheses were:

Internal ALOC à Student Satisfaction = 0.27 (a)

Student Satisfaction à Student Retention = 0.3 (b)

Internal ALOC à Student Retention = 0.26 (c)

To examine the moderating effect, the path coefficients of these relationships were calculated with the following formula:

$a \times b \times c = 0.27 \times 0.3 \times 0.26 = 0.02106 > 0$ and $a \times b = 0.27 \times 0.3 = 0.81 \neq 0$ à significant

According to Hair et al. (2019), if $a \times b \times c > 0$, the moderating effect was partial and complementary. In other words, the effect of student retention strengthened the relationship between Internal ALOC and Student Retention.

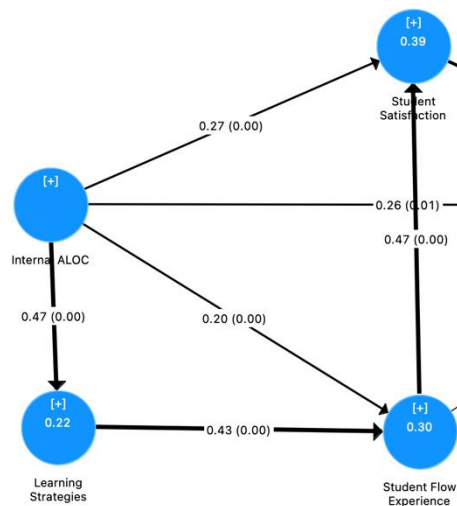


Figure 4. The mediating effect of Student Flow Experience on the relationship between Internal Learning Strategies and Student Satisfaction in terms of path coefficients

From figure 4, the path coefficients of the hypotheses were:

Learning Strategies \rightarrow Student Flow Experience = 0.43 (a)

Student Flow Experience \rightarrow Student Satisfaction = 0.47 (b)

In order to examine the mediation role of Student Flow Experience on the relationship between Internal Learning Strategies and Student Satisfaction, there were two conditions to examine. Firstly, the indirect effects of Learning Strategies on Student Satisfaction and their statistical significance of it. Hence, the following formula was calculated:

$a \times b = 0.43 \times 0.47 = 0.2021 \neq 0$; and the p-value of the coefficient between Learning Strategies on Student Satisfaction after bootstrapping process was 0.000 which was significant (below 0.05).

According to Hair et al. (2019), if $a \times b$ is not 0 and the indirect effect is significant, the moderating effect is partial mediation. In the current study, this requirement was satisfied. In other words, the variable “Student Flow Experience” partially affected the relationship between learning strategies and student satisfaction.

Discussion

The current research investigated the predictive factors affecting student retention in an online learning environment at a private university in Vietnam. Notably, the structural model was adapted from the study of Y. Lee and Choi (2013), which indicated that there six variables and their relationships were proposed into five different statistical hypotheses:

H1: Internal ALOC, student flow experience, and student satisfaction have a positive effect on retention.

H2: Internal ALOC and student flow experience positively affect student satisfaction.

H3: Internal ALOC and learning strategies positively affect student flow experience.

H4: Student satisfaction mediates the positive effects of Internal ALOC on student retention.

H5: Student flow experience mediates the positive effects of learning strategies on student satisfaction.

After examining the responses from 162 participants, this research generally confirmed the original study of Y. Lee and Choi (2013), which examined the exact relationship among five variables, including Internal ALOC, student flow experience, learning strategies, student satisfaction, and student retention. To be more specific, all the hypotheses tested were supported through statistical assessment and analysis.

What is more, hypothesis H1 was confirmed in the study, which presented the positive effect of Internal ALOC and student flow experience on student retention (as found in the studies of Morris et al. (2005), Shin (2006), and Joo et al. (2011)). Specifically, all the indicators related to the student scores showed strong path loading factors, as Morris et al. (2005) found that student academic performance plays a significant role in their retention. In addition, Shin (2006), and Joo et al. (2011) indicate that student flow experience and Internal ALOC significantly impact student retention.

Regarding hypothesis H2, the study's finding was similar to Gianakos (2002), and Shin (2006), i.e., student satisfaction was impacted by Internal ALOC and student flow experience. Notably, Gianakos (2002) revealed that Internal ALOC, concerning positive thinking in overcoming difficulties (the indicator ALOC3), fostered student satisfaction. What is more, Shin (2006) concludes that student flow experience predictively manipulated student satisfaction. Providing that the more students concentrated on the lesson, the more satisfied they got.

For the last direct relationship among three variables, "Internal ALOC," "learning strategies," and "student flow experience", the study pointed out that Internal ALOC and learning strategies have a positive impact on student flow experience. Joo et al. (2011) and Keller and Blomann (2008) state that the direct impact of Internal ALOC on student flow experience was of significance. They conclude that ambitious students in achieve high academic performance engaged themselves more in their learning activities. Additionally, Joo et al. (2011) and E. Lee (2001) consider different ways of study positively affect student flow experiences. Also, the study confirmed the study of Y. Lee and Choi (2013) that there were the moderating effects of Student satisfaction and Student flow experience on the relationship of Internal ALOC on student retention and Learning Strategies and Student Satisfaction, respectively.

Besides these similarities to the previous studies, this research also proposed some significant findings which manifested the in-depth exploration of the relationship of all variables in the model. Firstly, unlike the study of Y. Lee and Choi (2013), this research confirmed the impact of student flow experience on student retention. Additionally, the strength of the relationship between variables was examined via f^2 effects size. Notably, within all relationships stated in the hypotheses, the effect of Student Flow Experience on Student Retention was the least

powerful in the research context.

Moreover, in the original article of Y. Lee and Choi (2013), the moderating role of the variables "Student Satisfaction" and "Student Flow Experience" were stated. However, the specific types of moderation were not mentioned. This study bridged this gap by indicating clearly that the moderation of Student Satisfaction on the relationship between Internal ALOC and student retention was complimentary. Specifically, Student Satisfaction strengthened this relationship. Finally, the effect of the moderating variable of student satisfaction on the relationship between learning strategies and student satisfaction was partial mediation. In other words, student satisfaction partly manipulated the effect of learning strategies on student satisfaction.

Regarding the power of prediction, based on the result of the Predictive relevance Q2, Student Satisfaction had the strongest power of prediction. From these results and findings, it was easier for the stakeholders to pay more attention to the specific variables in the structural model. For example, from the current data, the path coefficient of Student Satisfaction to Student Retention was more substantial than that of Internal ALOC and Student Flow Experience. In addition, Student Satisfaction had the most vital predictive power within the current context. Therefore, more consideration for student satisfaction should be taken in order to increase student retention.

To sum up, the findings of the data confirmed the factors affecting students' retention in online learning in the current context, including Internal ALOC, student flow experience, learning strategies, and student satisfaction. Also, among these factors, student satisfaction has the strongest power to predict whether the students continue their online learning or not.

Conclusion

This study was conducted to explore the factors affecting student retention in online learning. To achieve this purpose, the model of Y. Lee and Choi (2013) was employed, and five hypotheses indicated the relationship between Internal ALOC, Student Flow Experience, Student Satisfaction, Learning Strategies, and Student Retention was formed. Notably, the first three hypotheses related to the direct effects of variables, and the others concerned the moderation effects of Student Satisfaction and Student Flow Experience. Through the quantitative survey research design, 162 participants were involved, and the data were analyzed using the PLS-SEM approach with SmartPLS software. After completing data analysis, the research showed that all the hypotheses were supported, which made a solid confirmation of the previous studies. In terms of a new contribution to the literature, firstly, the study pointed out the effects of student flow experience on student retention, which was not mentioned in the study of Y. Lee and Choi (2013). Additionally, the types of moderation were mentioned, i.e., (1) Student Satisfaction strengthened the relationship between Internal ALOC and Student Retention, and (2) Student Satisfaction totally affected the effect of Learning Strategies on Student Satisfaction. Lastly, the study suggested that Student Satisfaction had the strongest power in predicting student retention. In other words, the stakeholder should pay more attention to this variable to keep students completing their studies.

Besides these significant findings, the research is limited in some aspects. First of all, due to the complicated of COVID-19 in the country, the researcher could not reach a larger number of participants. What is more, the sampling method for hypothesis testing would be better if the researcher employed the random sampling method; nevertheless, as stated above, it is hard for the researchers to do this because of the COVID-19 context. Hence, it is suggested that future research could involve more participants and a random sampling method in the related studies. Secondly, the result of the study might not be generalized to other contexts. Notably, the study established and validated the model for predicting student retention; however, the predictive power tested was in-sample only. Consequently, to use this model for predicting student retention, the same data analysis process should be replicated. Finally, in this study, the number of variables included only five primary variables. As a result, to establish a more powerful model, other researchers need to pay more attention to other variables.

References

- Alexander, P. A., Graham, S., & Harris, K. R. (1998). A perspective on strategy research: Progress and prospects. *Educational psychology review*, 10(2), 129-154.
- Burke, A. (2019). Student retention models in higher education: A literature review. *College and University*, 94(2), 12-21.
- Choi, H. (2016). Theoretical framework for adult dropout in a cyber university. *Online Learning Consortium (OLC) Accelerate*, 7(7), 70-79.
- Choi, Y. (2018). Student employment and persistence: Evidence of effect heterogeneity of student employment on college dropout. *Research in Higher Education*, 59(1), 88-107.
- Cohen, J. (2013). *Statistical power analysis for the behavioral sciences*: Academic Press. New York. DOI: <https://doi.org/10.1007/s11162-017-9458-y>
- Chongbang, Nirmal. (2022). Socioeconomic Condition of Parents Impact into Learning Practices during Pandemic, Nepal, *BRICS Journal of Educational Research*, 12 (1), 33-37
- Creswell, J. W. (2014). *Educational research: Planning, conducting, and evaluating quantitative*. Upper Saddle River, N.J: Merrill.
- Crosling, G. (2017). Student retention in higher education, a shared issue. *Encyclopedia of international higher education systems and institutions*, 1(1), 1-6. https://doi.org/10.1007/978-94-017-9553-1_314-1
- Csikszentmihalyi, M., & Csikszentmihaly, M. (1990). *Flow: The psychology of optimal experience*. New York: Harper Perennial.
- Curtain, R. (2002). Online delivery in the vocational education and training sector. *Improving Cost Effectiveness*. Australian National Training Authority. National Centre for Vocational Education Research, Australia.
- Dolce, P., Vinzi, V. E., & Lauro, C. (2017). Predictive path modeling through PLS and other component-based approaches: methodological issues and performance evaluation. In *Partial Least Squares Path Modeling* (pp. 153-172): Springer. https://doi.org/10.1007/978-3-319-64069-3_7

- Elliott, K. M. (2002). Key Determinants of Student Satisfaction. *Journal of College Student Retention: Research, Theory & Practice*, 4(3), 271-279. <https://doi.org/10.2190/b2v7-r91m-6wxr-kccr>
- Fadde, P. J., & Vu, P. (2014). Blended online learning: Benefits, challenges, and misconceptions. *Online learning: Common misconceptions, benefits and challenges*, 9(4), 33-48.
- Findley, M., & Cooper, H. (1983). The relation between locus of control and achievement. *Journal of Personality and Social Psychology*, 44(2), 419-427.
- Fraser, J., Fahlman, D. W., Arscott, J., & Guillot, I. (2018). Pilot testing for feasibility in a study of student retention and attrition in online undergraduate programs. *The International Review of Research in Open and Distributed Learning*, 19(1), 260-278. <https://doi.org/10.19173/irrodl.v19i1.3326>
- Friðriksdóttir, K. (2018). The impact of different modalities on student retention and overall engagement patterns in open online courses. *Computer Assisted Language Learning*, 31(1-2), 53-71. <https://doi.org/10.1080/09588221.2017.1381129>
- Gall, M., Gall, J., Jacobsen, D., & Bullock, T. (1990). *Tools for learning*. Virginia: Association for Supervision and Curriculum Development.
- Gianakos, I. (2002). Predictors of coping with work stress: The influences of sex, gender role, social desirability, and locus of control. *Sex Roles*, 46(5), 149-158. <https://doi.org/10.1023/A:1019675218338>
- Hair, J. F., Ringle, C. M., & Sarstedt, M. (2013). Partial least squares structural equation modeling: Rigorous applications, better results and higher acceptance. *Long range planning*, 46(1-2), 1-12.
- Hair, J. F., Risher, J. J., Sarstedt, M., & Ringle, C. M. (2019). When to use and how to report the results of PLS-SEM. *European business review*, 31(1), 2-24. <https://doi.org/10.1108/EBR-11-2018-0203>
- Hamid, R., SENTRYO, I., & HASAN, S. (2020). Online learning and its problems in the Covid-19 emergency period. *Jurnal Prima Edukasia*, 8(1), 86-95. DOI: <https://doi.org/10.21831/jpe.v8i1.32165>
- Hanson, M. (2022, June 17). College Dropout Rates. Education Data Incentive. Retrieved June 17, 2022, from <https://educationdata.org/college-dropout-rates>
- Henseler, J., Ringle, C. M., & Sarstedt, M. (2015). A new criterion for assessing discriminant validity in variance-based structural equation modeling. *Journal of the academy of marketing science*, 43(1), 115-135. <https://doi.org/10.1108/F-11-2014-0081>
- Hout, M. (2012). Social and economic returns to college education in the United States. *Annual review of sociology*, 38, 379-400. <https://doi.org/10.1146/annurev.soc.012809.102503>
- Joo, Y. J., Joung, S., & Sim, W. J. (2011). Structural relationships among internal locus of control, institutional support, flow, and learner persistence in cyber universities. *Computers in Human Behavior*, 27(2), 714-722. <https://doi.org/10.1016/j.chb.2010.09.007>
- Kakuchi, S. (2021). Student dropout rate on the rise due to pandemic impact. *University World*

- News. Retrieved from <https://www.universityworldnews.com/post.php?story=2021031006383627>
- Keller, J., & Blomann, F. (2008). Locus of control and the flow experience: An experimental analysis. *European Journal of Personality*, 22(7), 589-607. <https://doi.org/10.1002/per.692>
- Kock, N. (2016). Hypothesis testing with confidence intervals and P values in PLS-SEM. *International Journal of e-Collaboration (IJeC)*, 12(3), 1-6. <https://doi.org/10.4018/IJeC.2016070101>
- Lee, E. (2001). The relations of motivation and cognitive strategies to flow experience. *Journal of Educational Psychology*, 15(3), 199-216.
- Lee, K. (2017). Rethinking the accessibility of online higher education: A historical review. *The internet and higher education*, 33, 15-23. <https://doi.org/10.1016/j.iheduc.2017.01.001>
- Lee, Y., & Choi, J. (2013). A structural equation model of predictors of online learning retention. *The internet and higher education*, 16, 36-42. <https://doi.org/10.1016/j.iheduc.2012.01.005>
- Levy, Y. (2007). Comparing dropouts and persistence in e-learning courses. *Computers & Education*, 48(2), 185-204. <https://doi.org/10.1016/j.compedu.2004.12.004>
- Mansfield, M., O'Leary, E., & Webb, S. (2011). Retention in Higher Education: Faculty and Student Perceptions of Retention Programs and Factors Impacting Attrition Rates. *Journals of Indiana University South Bend*, 7(1), 4-62.
- Mark, E. (2013). Student satisfaction and the customer focus in higher education. *Journal of Higher Education Policy and Management*, 35(1), 2-10. <https://doi.org/10.1080/1360080X.2012.727703>
- McKeachie, W. J. (1987). *Teaching and Learning in the College Classroom*. Michigan: National Center for Research to Improve Postsecondary Teaching and Learning.
- Miller, N. (2017). A model for improving student retention in adult accelerated education programs. *Education*, 138(1), 104-114.
- Moore, J. L., Dickson-Deane, C., & Galyen, K. (2011). e-Learning, online learning, and distance learning environments: Are they the same? *The internet and higher education*, 14(2), 129-135. <https://doi.org/10.1016/j.iheduc.2010.10.001>
- Morris, L. V., Wu, S.-S., & Finnegan, C. L. (2005). Predicting retention in online general education courses. *The American Journal of Distance Education*, 19(1), 23-36.
- Mubarak, A. A., Cao, H., & Zhang, W. (2020). Prediction of students' early dropout based on their interaction logs in online learning environment. *Interactive Learning Environments*, 28(2), 1-20. <https://doi.org/10.1080/10494820.2020.1727529>
- Muljana, P. S., & Luo, T. (2019). Factors contributing to student retention in online learning and recommended strategies for improvement: A systematic literature review. *Journal of Information Technology Education: Research*, 18(1), 19-57. <https://doi.org/10.28945/4182>
- Ngo, D. H. (2021). Perceptions of EFL tertiary students towards the correlation between e-learning and learning engagement during the COVID-19 pandemic. *International*

- Journal of TESOL & Education*, 1(3), 235-259. Retrieved from <http://i-jte.org/index.php/journal/article/view/99>.
<http://eoi.citefactor.org/10.11250/ijte.01.03.013>.
- Nguyen, H., & Vu, T. (2020). Phân tích dữ liệu áp dụng mô hình PLS-SEM [Data analysis using PLS-SEM model]. *Ho Chi Minh, Vietnam: NXB Kinh Tế Thành Phố Hồ Chí Minh*.
- Nguyen, T. T. H. (2021). Implementing Digital Techniques to Stimulate EFL Students' Engagement: A Case Study in Vietnam. *International Journal of TESOL & Education*, 1(3), 105-129. EOI: <http://eoi.citefactor.org/10.11250/ijte.01.03.007>
- Patterson, B., & McFadden, C. (2009). Attrition in online and campus degree programs. *Online Journal of Distance Learning Administration*, 12(2), 19-32.
- Pham, N. T., & Van Nghiem, H. (2022). Online Teaching Satisfaction amid the Covid-19 Pandemic: Evidence from a Vietnamese Higher Education Context. *International Journal of TESOL & Education*, 2(1), 310-326. <https://doi.org/10.54855/ijte.222119>
- Pintrich, P. R. (1988). A process - oriented view of student motivation and cognition. *New directions for institutional research*, 1988(57), 65-79.
- Ro, Y. K., & Guo, Y. M. (1988). The Effects of Flow on Learning Outcomes in an Online Information Management Course. *Journal of Information Systems Education*, 20(1), 87-98.
- Roberts, N., & Thatcher, J. (2009). Conceptualizing and testing formative constructs: Tutorial and annotated example. *ACM sigmis database: The database for Advances in Information Systems*, 40(3), 9-39. <https://doi.org/10.1145/1592401.1592405>
- Rotter, J. B. (1954). Social learning and clinical psychology.
- Rotter, J. B. (1966). Generalized expectancies for internal versus external control of reinforcement. *Psychological monographs: General and applied*, 80(1), 1-28.
- Rovai, A. P. (2003). In search of higher persistence rates in distance education online programs. *The internet and higher education*, 6(1), 1-16. [https://doi.org/10.1016/S1096-7516\(02\)00158-6](https://doi.org/10.1016/S1096-7516(02)00158-6)
- Sarstedt, M., Ringle, C. M., & Hair, J. F. (2017). Partial least squares structural equation modeling. *Handbook of market research*, 26(1), 1-40. https://doi.org/10.1007/978-3-319-57413-4_15
- Sharma, H., & Aggarwal, A. G. (2019). Finding determinants of e-commerce success: a PLS-SEM approach. *Journal of Advances in Management Research*, 16(4), 453-471. <https://doi.org/10.1108/JAMR-08-2018-0074>
- Shin, N. (2006). Online learner's 'flow experience: an empirical study. *British Journal of Educational Technology*, 37(5), 705-720. <https://doi.org/10.1111/j.1467-8535.2006.00641.x>
- Simpson, O. (2018). *Supporting students in online, open and distance learning*: Routledge.
- Sorensen, C., & Donovan, J. (2017). An examination of factors that impact the retention of online students at a for-profit university. *Online Learning*, 21(3), 206-221. <https://doi.org/10.24059/olj.v21i3.935>
- Straits, B. C. (2005). *Approaches to social research*. New York: Oxford University Press.

- Tareen, H., & Haand, M. T. (2020). A case study of UiTM post-graduate students' perceptions on online learning: Benefits & challenges. *International Journal of Advanced Research and Publications*, 4(6), 86-94.
- Tenenhaus, M., Vinzi, V. E., Chatelin, Y.-M., & Lauro, C. (2005). PLS path modeling. *Computational statistics & data analysis*, 48(1), 159-205. <https://doi.org/10.1016/j.csda.2004.03.005>
- Tran, Q. H., & Nguyen, T. M. (2022). Determinants in Student Satisfaction with Online Learning: A Survey Study of Second-Year Students at Private Universities in HCMC. *International Journal of TESOL & Education*, 2(1), 63-80. <https://doi.org/10.54855/ijte22215>
- Villano, R., Harrison, S., Lynch, G., & Chen, G. (2018). Linking early alert systems and student retention: a survival analysis approach. *Higher Education*, 76(5), 903-920. <https://doi.org/10.1007/s10734-018-0249-y>
- VNS. (2017). Tertiary crisis: are more students' copping out? *Vietnam News*. Retrieved from <https://vietnamnews.vn/society/417333/tertiary-crisis-are-more-students-copping-out.html>
- Wardani, D. K., Martono, T., Pratomo, L. C., Rusydi, D. S., & Kusuma, D. H. (2018). Online learning in higher education to encourage critical thinking skills in the 21st century. *International Journal of Educational Research Review*, 4(2), 146-153. <https://doi.org/10.24331/ijere.517973>
- Watson, J., & Johnson, L. K. (2011). Online learning: A 21st century approach to education. In *Bringing schools into the 21st century* (pp. 205-223): Springer. https://doi.org/10.1007/978-94-007-0268-4_10
- Watson, R. (2015). Quantitative research. *Nursing Standard*, 29(31), 44-48.
- Wu, J.-H., Tennyson, R. D., & Hsia, T.-L. (2010). A study of student satisfaction in a blended e-learning system environment. *Computers & Education*, 55(1), 155-164. <https://doi.org/10.1016/j.compedu.2009.12.012>
- Xu, D., & Jaggars, S. (2011). *Online and hybrid course enrollment and performance in Washington State community and technical colleges*. Washington: Community College Research Center, Columbia University.
- Zimmerman, B. J. (1990). Self-regulated learning and academic achievement: An overview. *Educational psychologist*, 25(1), 3-17.

Biodata

Tran, Quang Hai is a Doctoral student of the Faculty of Linguistics at Ho Chi Minh City University of Social Sciences and Humanities, Vietnam National University. He earned his M. A TESOL degree from Victoria University, Australia. He is currently a lecturer of the Faculty of International Languages and Culture Studies at Hoa Sen University, Vietnam. He has presented at and participated in several national and international conferences on linguistics and language teaching - learning. Additionally, he has taught both English and non-English

majors. His accumulated experience from working at various educational institutions has equipped him with ample confidence and skills in language teaching. His research interests include linguistics, Virtual Communities, and Teaching - Learning Practices.

***Nguyen, Thanh Minh** is a lecturer at Van Lang University, Ho Chi Minh, Vietnam. He has attended and presented at some conferences in the field of language learning and teaching. His recent papers were “Constructive Alignment in Teaching English at Tertiary Level: An Insight into an AUN-Designed Course at Van Lang University” (published in the proceeding of OPENTESOL2020 -hold by HCMC Open University) and “The Implementation of E-Learning into Language Learning: A Case of English Majors at Van Lang University” (published in the proceeding of AsiaCALL2021). He has participated in teaching both English and Non-English majors. His research interests are Curriculum Development and Language Assessment.*